

dual 18" high power subwoofer



PSTX828S

Dual 18" Bass Reflex Subwoofer

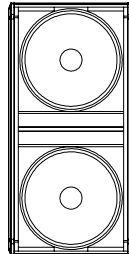
A dual 18" high power subwoofer system in a front-loaded, vented enclosure designed for maximum low-frequency performance. The PSTX828S has an optional wheel kit, two drivers give 2,000 watts of continuous pink noise power handling, 4kW program and 8 kW peak.

Application:

- Dual 18 inch Super Vented Gap™ woofers for extended low frequency output.
- Rugged DuraFlex™ coated enclosures sized to be truck pack friendly.
- 14-gauge steel grille lined with acoustically transparent cloth.

TECHNIQUE INDEX

Model	PSTX828S	PSTX828S+
Operational Modes	Subwoofer	Subwoofer
Frequency Range (-10 dB)	32 Hz-250 Hz	32 Hz-250 Hz
Frequency Response (±3 dB)	37 Hz-120 Hz	37 Hz-120 Hz
Sensitivity (1W/1m)	99 dB	99 dB
Normal Impedance	4Ω	4Ω
Rated/Continuous/Peak power	1600W/3200W/6400W	2000W/4000W/8000W
Maximum SPL	131dB/134dB/137dB	132dB/135dB/138dB
Input Connectors	Two NL4	Two NL4
Dimensions (H x W x D)	564 mm x 1137 mm x 714 mm (22.2" x 44.8" x 28.1")	564 mm x 1137 mm x 714 mm (22.2" x 44.8" x 28.1")
Net Weight	82 kg (180 lbs)	82 kg (180 lbs)



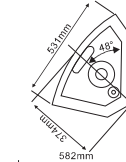
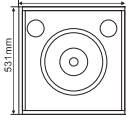
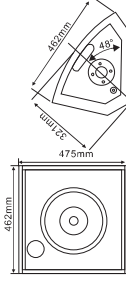
The MTS stage monitor series loudspeakers have long been a popular choice among audio professionals and musicians for offering high-quality components, excellent performance, and durability at an affordable price. In that same tradition, the Series offers powerful sound, practical function, features, and audio quality at a price that is even harder to beat.

Features

- Very high-SPL, compact two-way stage monitor
- Coaxial point source performance
- Defined, rectangular coverage plane at head-height
- Excellent sound
- Easy to carry and manoeuvre

TECHNIQUE INDEX

Model	MTS-12	MTS-15
System type	Single 12 inch coaxial sound box	Single 15 inch coaxial sound box
Frequency range	70Hz-20kHz(±3dB)	60Hz-20kHz(±3dB)
Frequency response	60Hz-20kHz	70Hz-20kHz
Sensitivity	96dB SPL 1w/1m	97dB SPL 1w/1m
Normal impedance	8ohms	8ohms
Rated/Continuous/Peak power	300W/600W/1200W	350W/700W/1400W
Maximum SPL	121dB/124dB/127dB	123dB/126dB/129dB
Coverage pattern	90°x 90°	90°x 90°
Input connectors	Double Neutrik® NL4MP	Double Neutrik® NL4MP
Dimensions(HxWxD)	475mm x 462mm x 321mm	582mm x 531mm x 374mm
Net weight(each)	16.5kg	23kg



MTS-12, MTS-15



MTS-15A Active version with DSP